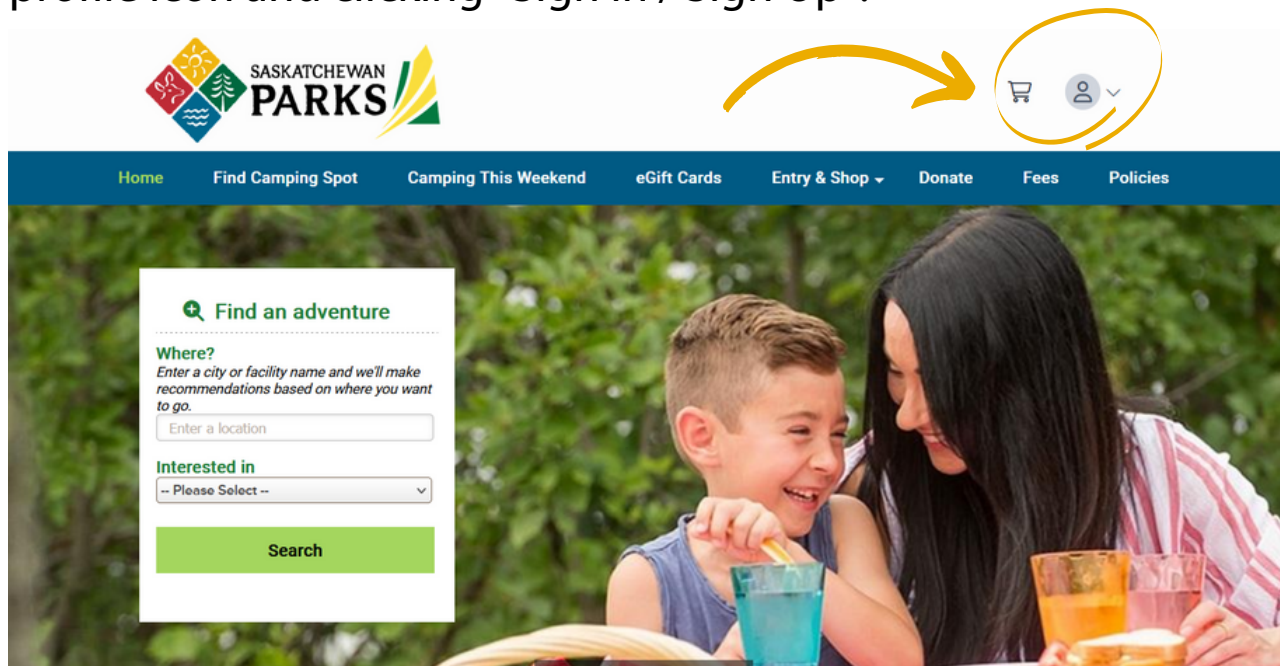


# HOW TO CHANGE YOUR PASSWORD

## A STEP-BY-STEP GUIDE

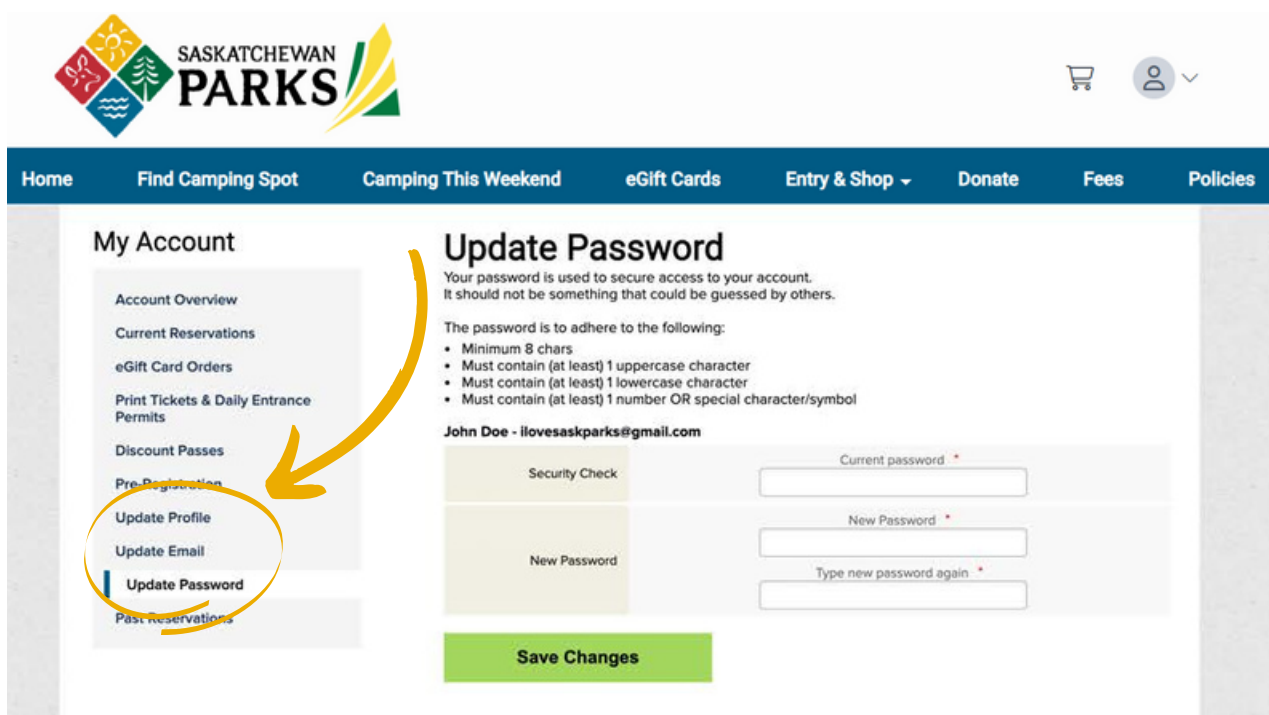
### Step 1

Sign In or Sign Up for an account by hovering over the profile icon and clicking "Sign In / Sign Up".



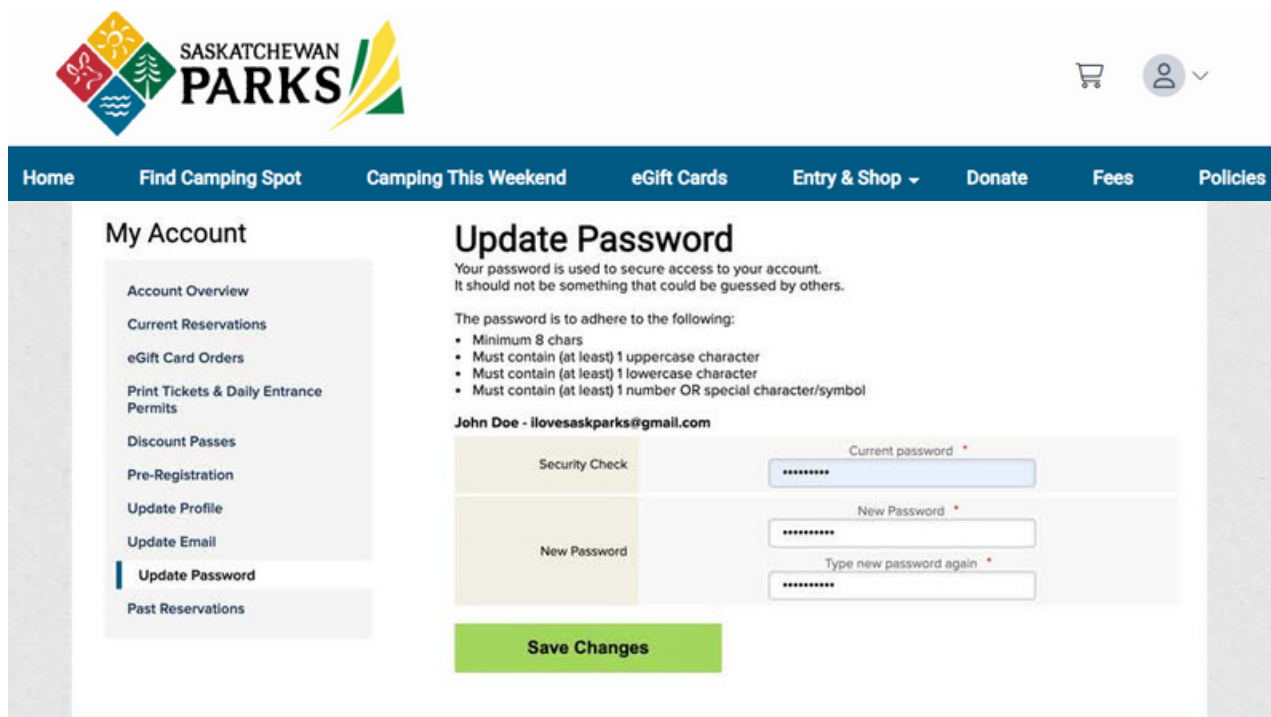
### Step 2

Once logged in, the following page will display. Select "Update Password" on the left-hand side of the page.



### Step 3

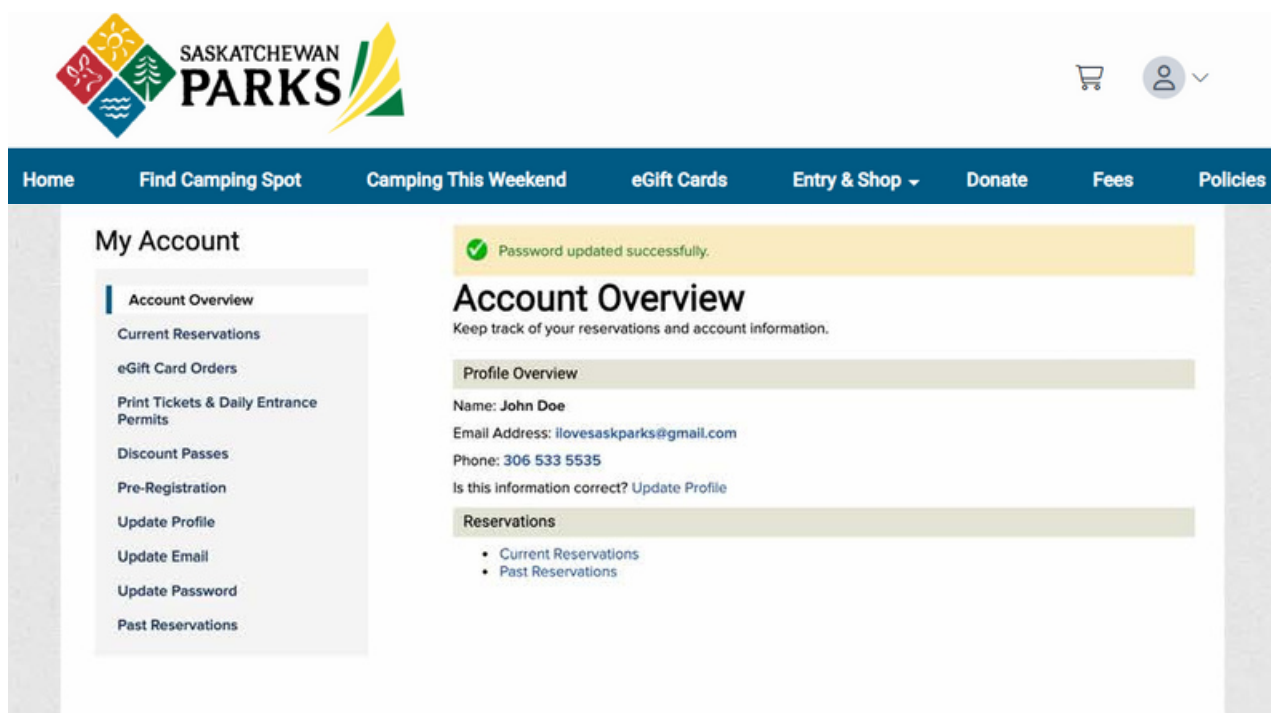
Enter your current password and then your new password twice. Select "Save Changes"



The screenshot shows the 'Update Password' page on the Saskatchewan Parks website. The navigation bar includes 'Home', 'Find Camping Spot', 'Camping This Weekend', 'eGift Cards', 'Entry & Shop', 'Donate', 'Fees', and 'Policies'. The 'My Account' sidebar lists options like 'Account Overview', 'Current Reservations', 'eGift Card Orders', 'Print Tickets & Daily Entrance Permits', 'Discount Passes', 'Pre-Registration', 'Update Profile', 'Update Email', 'Update Password', and 'Past Reservations'. The main content area is titled 'Update Password' and includes a security check, a 'New Password' section with three input fields (Current password, New Password, and Type new password again), and a green 'Save Changes' button. A list of password requirements is provided: Minimum 8 chars, at least 1 uppercase character, at least 1 lowercase character, and at least 1 number OR special character/symbol. The user's name and email are shown as 'John Doe - ilovesaskparks@gmail.com'.

### Step 4

Your password has been successfully updated.



The screenshot shows the 'Account Overview' page on the Saskatchewan Parks website. A yellow notification banner at the top states 'Password updated successfully.' The navigation bar and 'My Account' sidebar are identical to the previous screenshot. The main content area is titled 'Account Overview' and includes a 'Profile Overview' section with the following information: Name: John Doe, Email Address: ilovesaskparks@gmail.com, and Phone: 306 533 5535. Below this, it asks 'Is this information correct?' and provides a link to 'Update Profile'. The 'Reservations' section lists 'Current Reservations' and 'Past Reservations'.