


RESET YOUR PASSWORD

A STEP-BY-STEP GUIDE

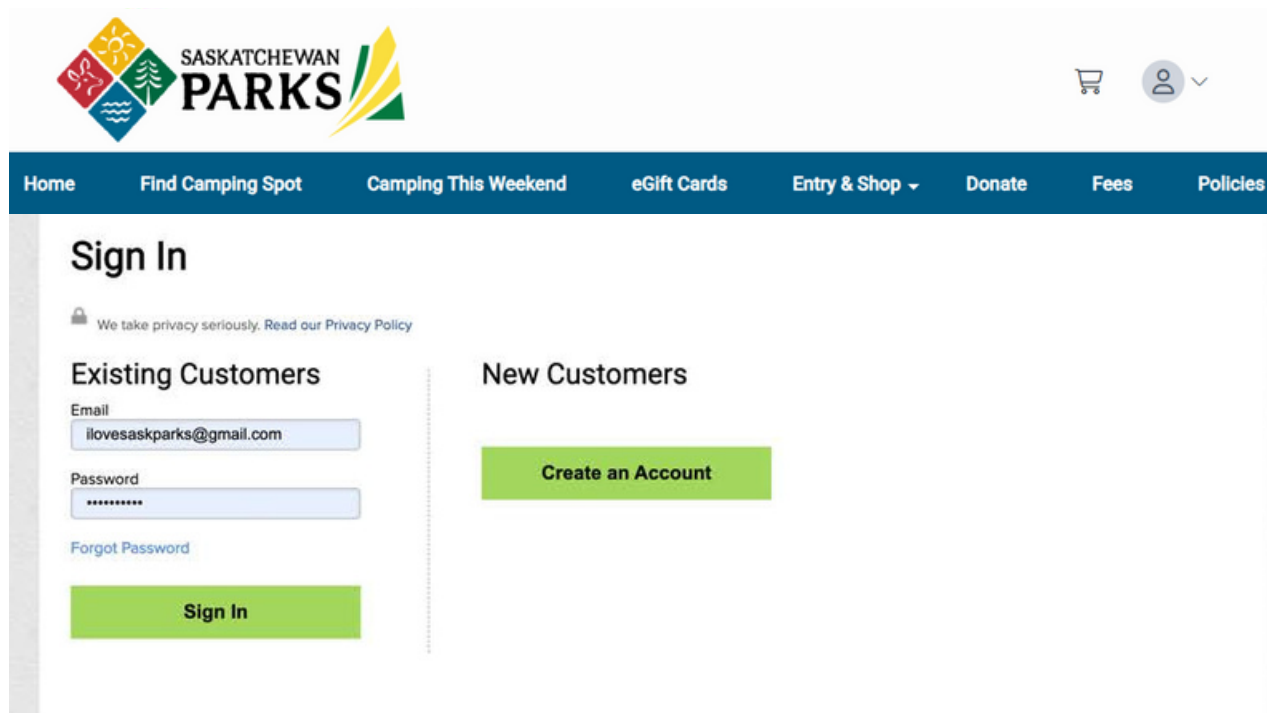
Step 1

Go to sign in to your account by hovering over the profile icon and clicking "Sign In / Sign Up".



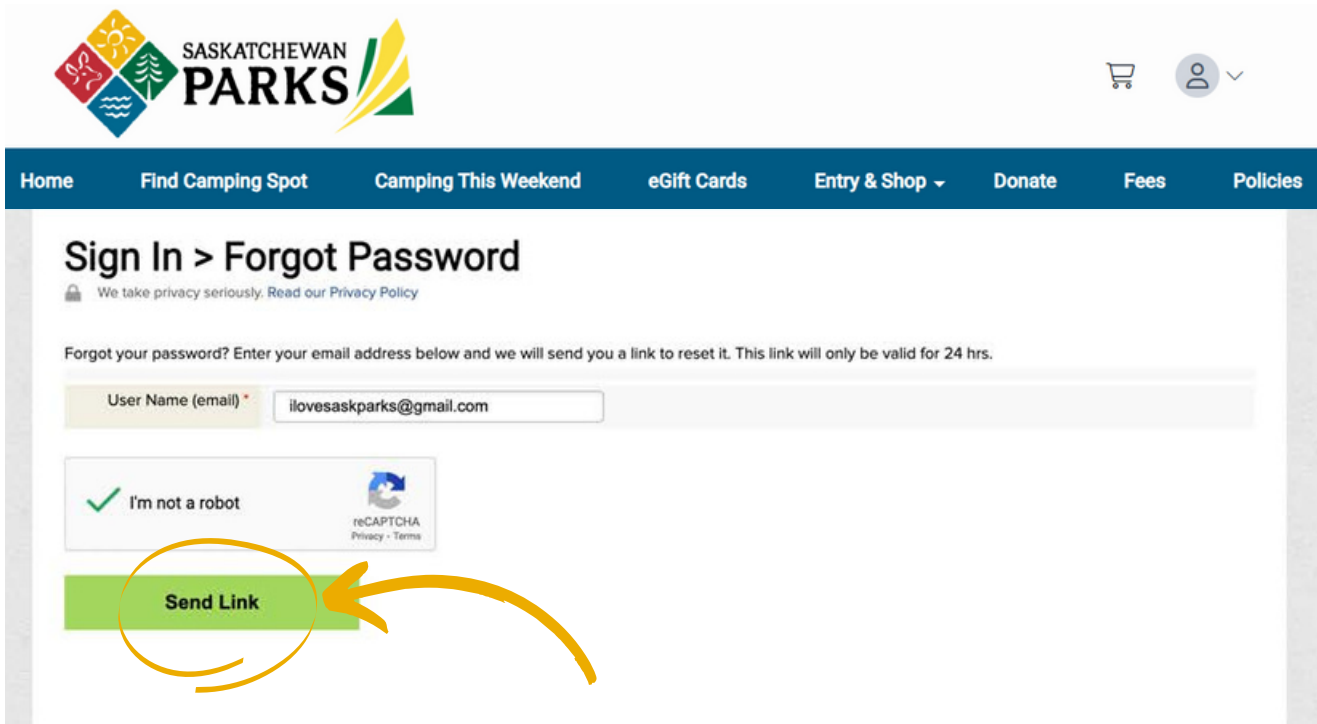
Step 2

Select "Forgot Password".



Step 3

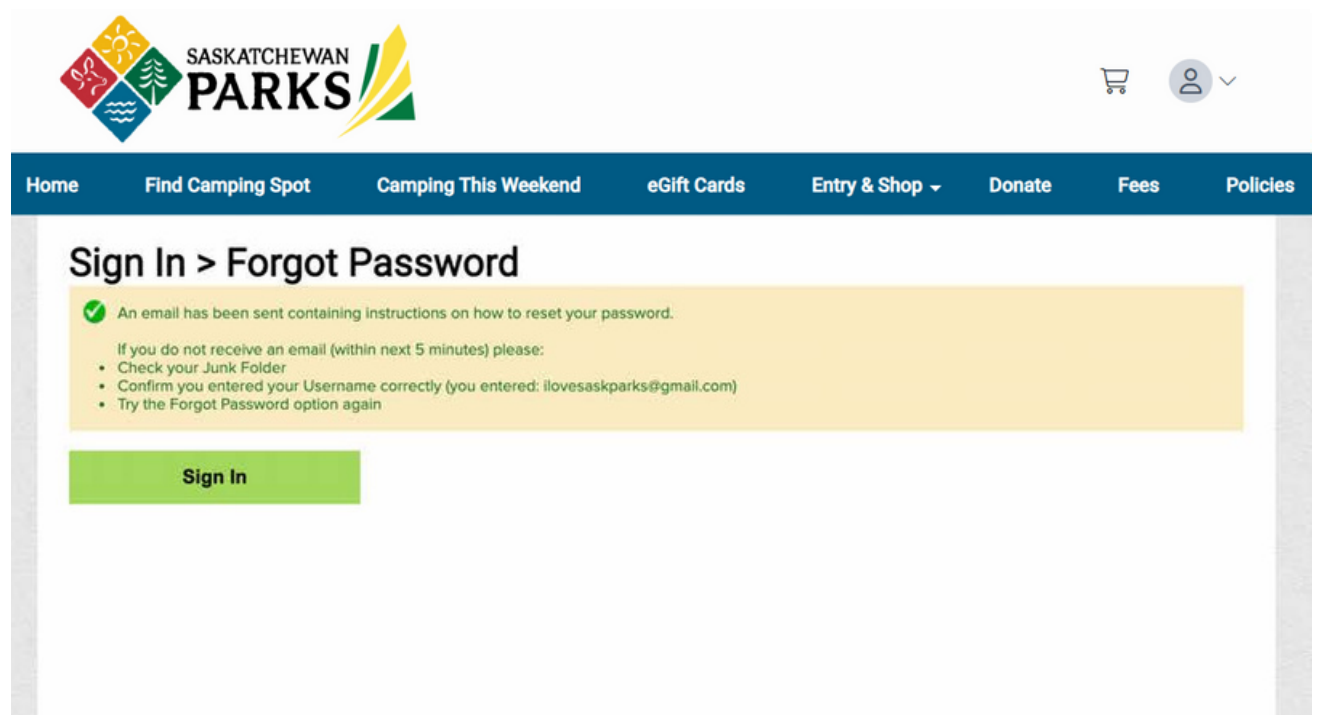
Enter your email address that you used to create your account. Check the “I’m not a robot” box (if it appears). Select the “Send Link” button.



The screenshot shows the Saskatchewan Parks website's 'Forgot Password' page. The header includes the logo and navigation links: Home, Find Camping Spot, Camping This Weekend, eGift Cards, Entry & Shop, Donate, Fees, and Policies. The main heading is 'Sign In > Forgot Password'. Below the heading, there is a privacy notice and a message: 'Forgot your password? Enter your email address below and we will send you a link to reset it. This link will only be valid for 24 hrs.' The 'User Name (email)' field contains 'ilovesaskparks@gmail.com'. Below the field is a reCAPTCHA widget with the text 'I'm not a robot' and a green checkmark. The 'Send Link' button is highlighted with a yellow circle and an arrow.

Step 4

The following message will display:



The screenshot shows the same Saskatchewan Parks website, but now displaying a confirmation message. The message is: 'An email has been sent containing instructions on how to reset your password.' Below the message, there is a list of instructions: 'If you do not receive an email (within next 5 minutes) please: Check your Junk Folder, Confirm you entered your Username correctly (you entered: ilovesaskparks@gmail.com), Try the Forgot Password option again'. A green 'Sign In' button is visible at the bottom of the message box.

Step 5

Retrieve email through your provider (i.e. Gmail, SaskTel, Myaccess, etc.). Remember to check your spam or junk folder if you can't find the password reset email in your inbox.

Follow the instructions in the email to reset your password. The password reset link will be valid for 24 hours.

