


HOW TO CREATE A NEW ACCOUNT AND SIGN IN

A STEP-BY-STEP GUIDE

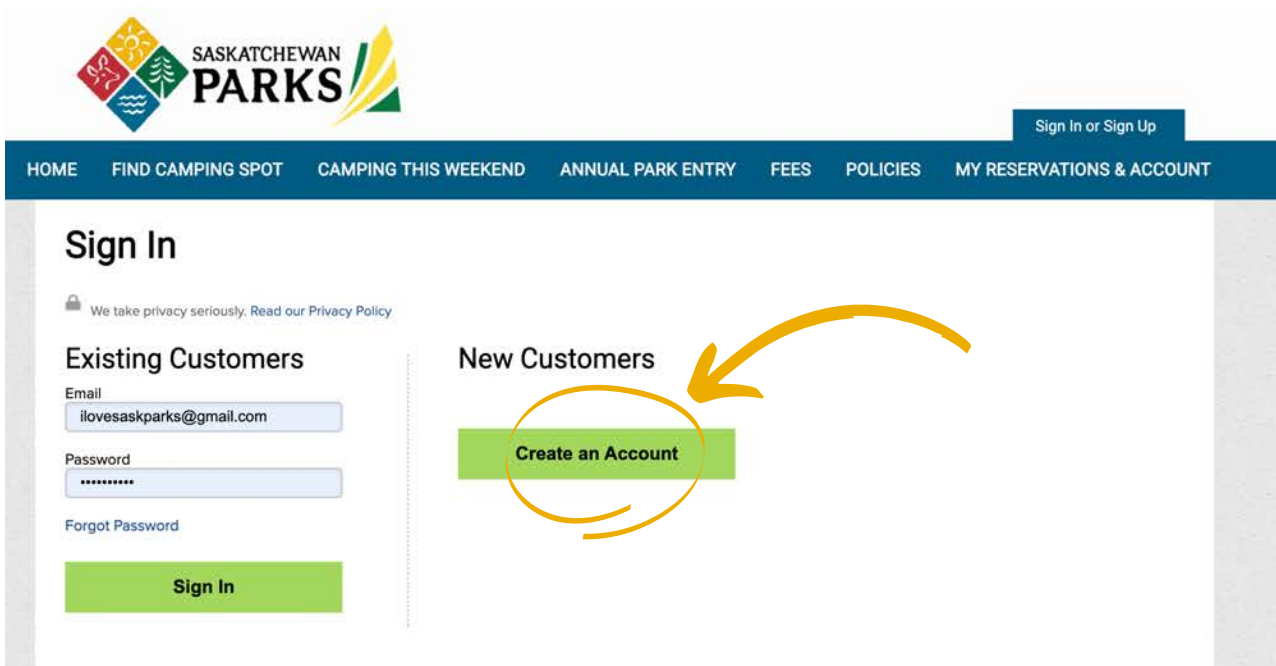
Step 1

Go to parks.saskatchewan.ca and select the "Sign In or Sign Up" tab in the top right corner.




Step 2

Under New Customers, select "Create an Account".



Step 3

Enter your information in the required fields. Select "Continue".




**SASKATCHEWAN
PARKS**

[Sign In or Sign Up](#)

[HOME](#) [FIND CAMPING SPOT](#) [CAMPING THIS WEEKEND](#) [ANNUAL PARK ENTRY](#) [FEES](#) [POLICIES](#) [MY RESERVATIONS & ACCOUNT](#)

Sign In

 We take privacy seriously. [Read our Privacy Policy](#)

Existing Customers

Email

Password

[Forgot Password](#)

Sign In

Create a New Account

Enter your information to continue with the registration process.

Note: Names cannot be changed online once your Account has been created. Name changes must be done through our Call Center.

Name*

Email*
We will send your confirmation to this email

Retype Email*

Password*
Use to login, view and edit your reservation

show password

The password is to adhere to the following:

- Minimum 8 chars
- Must contain (at least) 1 uppercase character
- Must contain (at least) 1 lowercase character
- Must contain (at least) 1 number OR special character/symbol

Primary Phone*

+Add additional phone numbers

Name of Organization

Mailing Address*

Street Address [mailing] * ZIP/Postal Code [mailing] *

Country [mailing] * **Auto Fill Mailing Address**

Street Address Line 2 [mailing] City [mailing] *

State/Province [mailing] *

Home Address is the same as my Mailing Address

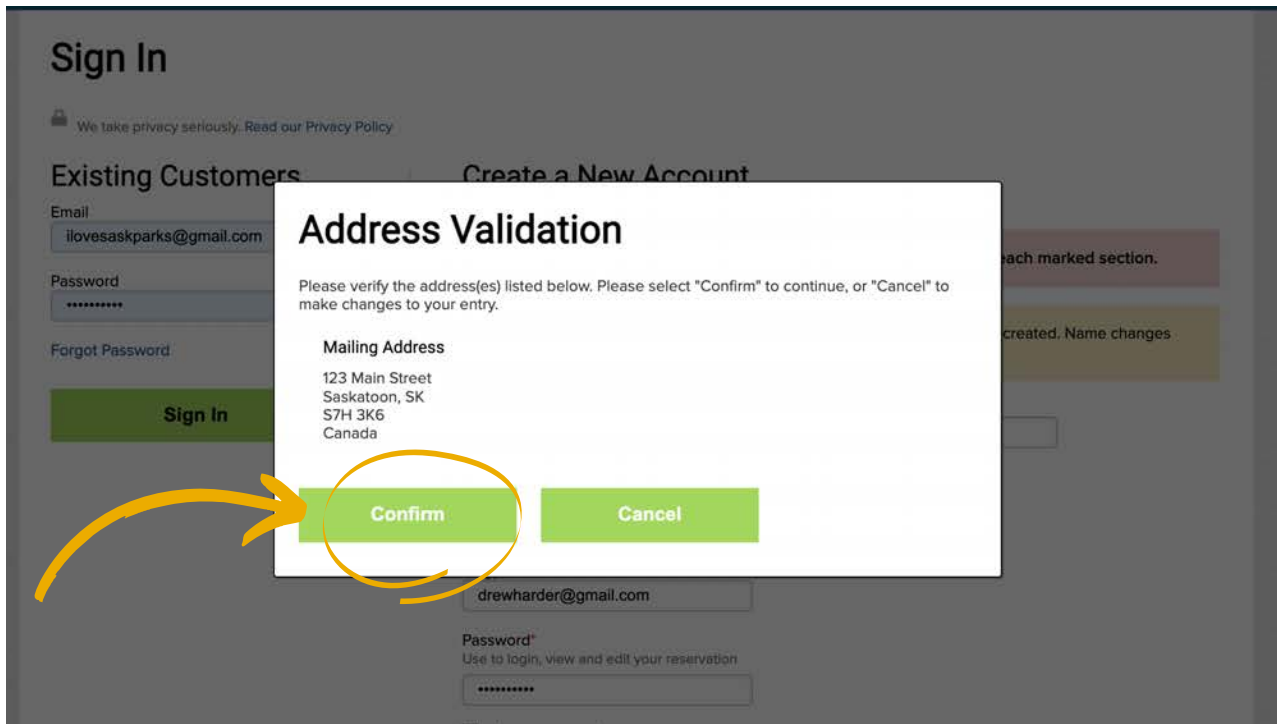
Keep me informed about Saskatchewan Parks news, events and offers.

Continue

Step 4

Review your mailing address. If it is correct, select "Confirm". If there is an error, select "Cancel" and correct the information.

It is important that your mailing address is correct as any future purchases that need to be physically delivered to you will be sent to this address.



Step 5

An overview of your account will display. If any information is incorrect, select "Update Profile". If information is correct, the sign up process is complete.

