

Saskatchewan Parks Classroom Resources

Activity Summary:

Activity Name: _____

Curriculum
Outcomes: _____



#SaskParks

Park Watch: 1-800-667-1788

saskparks.com



Information for Teachers

A Note from SaskParks, to You:

These resources were created by SaskParks' Visitor Experience team to bring joy of nature exploration to your classroom. We hope that your class is able to enjoy the outdoor experience that our parks have to offer by utilizing these activities designed to inspire learning!

How to Print This Activity:

1. Open this file in Adobe Acrobat
2. Select "Print"
3. Select the number of copies you want to print
4. Under "Pages to Print" select "Pages" and in the space to the right, type in your preferred activity pages.
5. Select "Print" in the bottom right hand corner

Additionally, if you wish to print this as a smaller booklet, follow steps 1 - 4 above, and then:

1. Under "Page Sizing & Handling," select "Booklet"
2. Select "Print" in the bottom right hand corner
3. Once printed, fold the booklet down the middle of the page. No staples required!

It is recommended you print one copy to start to ensure it prints correctly.

Habitats



What is a Habitat?

A habitat is the home of a person, plant, insect or animal.



People live in cities, towns, farms and villages.




Just like animals, our habitats are all different shapes and sizes!




Help These Animals Find Their Way Home!

1. Cut them out.




Help These Animals Find Their Way Home!

2. Glue them in their habitats!



Where Do These Animals Live?

Draw tracks from the animals to their homes.



Draw or Describe YOUR Habitat!

Where is it? What colour is it? Who lives there?

